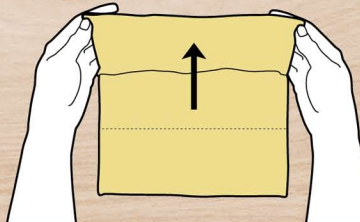



Pepperidge Farm
Puff Pastry
HOW-TO'S
 LEARN HOW TO MAKE
 A **STUFFED** RECIPE



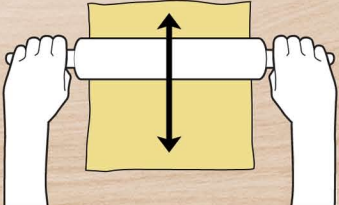
1 Lightly **FLOUR** your work surface.

1 2 3 4 5 6 7 8



2 **UNFOLD** the thawed pastry sheet.

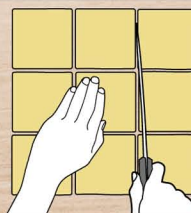
1 2 3 4 5 6 7 8



3 **ROLL** the pastry sheet into the size you want.

1 2 3 4 5 6 7 8

You can also use a pizza cutter.




4 **CUT** sheet into the shapes and sizes you need.

1 2 3 4 5 6 7 8



5 **FILL** the pastry.

1 2 3 4 5 6 7 8



6 **FOLD** the pastry.


1 2 3 4 5 6 7 8



7 **CRIMP** edges to seal.

1 2 3 4 5 6 7 8

Depending on your recipe...



8 **BRUSH** pastries with egg and water mixture.

1 2 3 4 5 6 7 8


Pepperidge Farm
Puff Pastry
 SEE MORE TIPS AND VIDEOS
 AT **PUFFPASTRY.COM**