

PEPPERIDGE FARM

Puff Pastry

# HOW-TO'S




LEARN HOW TO MAKE  
A TARTLETS RECIPE




1 Lightly **FLOUR** your work surface.

1 2 3 4 5 6



2 **UNFOLD** the thawed pastry sheet.

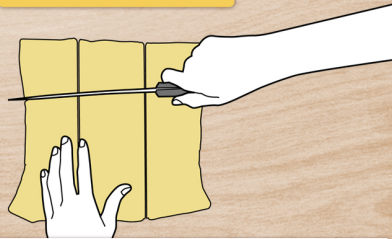
1 2 3 4 5 6



3 **ROLL** the pastry sheet into the size you need.


1 2 3 4 5 6

You can also use a pizza cutter.



4 **CUT** sheet into the number of pastries you need.

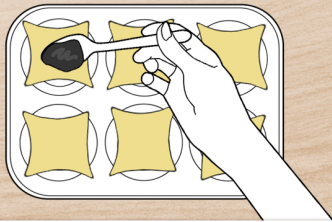
1 2 3 4 5 6



5 **PRESS** pastries into muffin pan cups.

1 2 3 4 5 6

Depending on your recipe...



6 **FILL** pastry either before or after baking.

1 2 3 4 5 6

PEPPERIDGE FARM

Puff Pastry

SEE MORE TIPS AND VIDEOS  
AT **PUFFPASTRY.COM**